


Deltana DC1050 , Door Closer Barrier Free

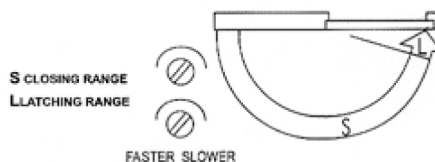
DC10

Similar to LNC 1050, Norton 1600

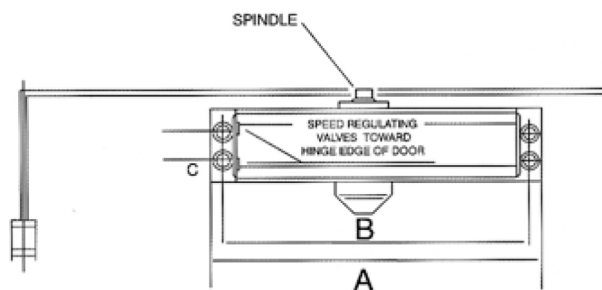


- **DC10** Door Closer with full plastic cover.
- Power adjustable from size 1-4 with back check function.
 - Adjustable power, from size 1-4
 - Universal application, apply for standard, top-jamb and parallel arm installations.
 - Finishes: Aluminum(AI), Duro(Du), Gold
- Meets handicap requirements. 
- Barrier free operation.
- Door Weight: 55 lbs. - 165 lbs.
- Case quantity: 10 each

CLOSING RANGE & ADJUSTMENT



Above specification applicable for standard/top installation.



Description	DC1050
A:Length of Closer body	9 ¹¹ / ₁₆ "
B:Horizontal Mounting Holes	9 ¹ / ₁₆ "
C:Vertical Mounting Holes	3/4"
D:Height of body	1 ³ / ₄ "
E:Projection from door	2 ¹¹ / ₁₆ "


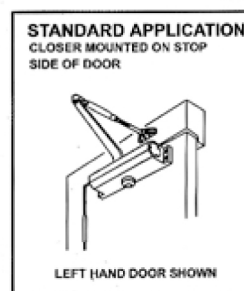
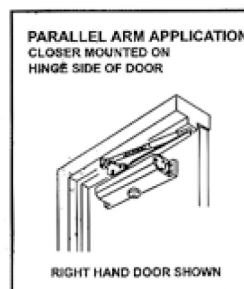
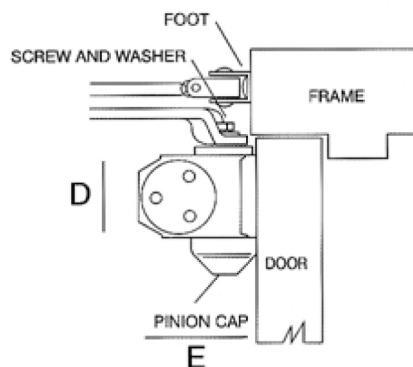


CHART TO DETERMINE HAND OF DOOR

