

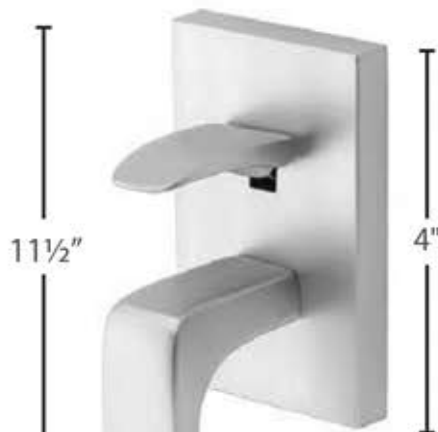



# Emtek 4820bottom-E3020



2 1/2"



Standard interior trim  
Part # 4820



## Additional Dimensions: (Part # 4820)

- Exterior Projection is 2 1/2"
- Interior Projection Depends on Handle Style
- Overall Grip thickness: 1"
- Clearance between door & grip is 1 7/8"
- Plates thickness: 1/2"